

1. Name of Listed Entity: **PNB FINANCE AND INDUSTRIES LIMITED**
2. Scrip Code/Name of Scrip/Class of Security: **EQUITY**
3. Share Holding Pattern Filed under: Reg. 31(1)(b)
Quarter ending: **31st March, 2017**

4. Declaration : The Listed entity is required to submit the following declaration to the extent of submission of information:-

Particulars	Yes*	No*
1 Whether the Listed Entity has issued any partly paid up shares?		No*
2 Whether the Listed Entity has issued any Convertible Securities or Warrants?		No*
3 Whether the Listed Entity has any shares against which depository receipts are		No*
4 Whether the Listed Entity has any shares in locked-in?		No*
5 Whether any shares held by promoters are pledge or otherwise encumbered?		No*

* If the Listed Entity selects the option 'No' for the questions above, the columns for the partly paid up shares, Outstanding Convertible Securities/Warrants, depository receipts, locked-in shares, No of shares pledged or otherwise encumbered by promoters, as applicable, shall not be displayed at the time of dissemination on the Stock Exchange website. Also wherever there is 'No' declared by Listed Entity in above table the values will be considered as 'Zero' by default on submission of the format of holding of specified securities.

PNB Finance and Industries Limited

[Signature]
Company Secretary




Table I - Summary Statement holding of specified securities

Category of shareholder (i)	Category of shareholder (ii)	Nos. Of share holders (iii)	No. of fully paid up equity shares held (iv)	No. of partly paid up equity shares held (v)	No. of shares underlying Depository Receipts (vi)	Total Shares held (vii) = (iv)+(v)+(vi)	Shareholding as a % of total no. of shares (viii) as a % of (A+B+C 2)	Number of Voting Rights held in each class of securities (ix)			Total as a % of (A+B+C)	No. of underlying convertible securities (including warrants) (x)	Shareholding as a % assuming full conversion of convertible securities (as a % of diluted share capital) (xi) = (vii)+(x) As a % of (A+B+C2)	No. of Lock In shares (xii)		Number of Shares Pledged or otherwise encumbered		Number of shares held in dematerialized form (xiv)
								No. of Class	Class	Total				No. (a)	As a % of total shares held (b)	No. (a)	As a % of total shares held (b)	
(A)	Promoter & Group	0	0	0	0	0	0	0	0	0	0	0	0	0	0	0	0	0
(B)	Public	2410	3200000	0	0	3200000	100	3200000	0	3200000	100	0	0	0	0	NA	0	3082339
(C)	Non Promoter-Non Public																	
(C1)	Shares underlying DRS	0	0	0	0	0	0	0	0	0	0	0	0	0	0	0	0	0
(C2)	Shares held by Employees Trusts	0	0	0	0	0	0	0	0	0	0	0	0	0	0	0	0	0
	Total	2410	3200000	0	0	3200000	100	3200000	0	3200000	100	0	0	0	0	NA	0	3082339

PNB Finance and Industries Limited


[Signature]
Secretary



Table II - Statement showing shareholding pattern of the promoter and promoter group

Category & Name of the shareholders (I)	PAN (II)	Nos. of shareholders (III)	No. of fully paid up equity shares held (IV)	No. of partly paid up equity shares held (V)	No. of shares underlying Depository Receipts (VI)	Total nos. Shares held (VII) = (IV)+(V)+(VI)	Shareholding as a % of total no. of shares (VIII) as a % of (A+B+C2)	Number of Voting Rights held in each class of securities (IX)			No. of shares underlying convertible securities (including warrants) (X)	Shareholding as a % assuming full conversion of securities as a % of diluted share capital (XI) = (VII)+(X) As a % of (A+B+C2)	No. of Lock in shares (XII)		Number of Shares Pledged or otherwise encumbered (XIII)		Number of shares held in dematerialized form (XIV)
								Class	Total	Total as a % of total voting rights			No. (a)	As a % of total shares held (b)	No. (a)	As a % of total shares held (b)	
1 Indian																	
(a) Individuals/ Hindu Undivided Family	NA	0	0	0	0	0	0	0	0	0	0	0	0	0	0	0	0
(b) Central Government/ State Government(s)	NA	0	0	0	0	0	0	0	0	0	0	0	0	0	0	0	0
(c) Financial Institutions/ Banks	NA	0	0	0	0	0	0	0	0	0	0	0	0	0	0	0	0
(d) Any Others (Specify)	NA	0	0	0	0	0	0	0	0	0	0	0	0	0	0	0	0
Sub Total(A)(1)	NA	0	0	0	0	0	0	0	0	0	0	0	0	0	0	0	0
2 Foreign																	
a Individuals (Non-Residents Individuals/ Foreign Individuals)	NA	0	0	0	0	0	0	0	0	0	0	0	0	0	0	0	0
b Government	NA	0	0	0	0	0	0	0	0	0	0	0	0	0	0	0	0
c Institutions	NA	0	0	0	0	0	0	0	0	0	0	0	0	0	0	0	0
d Foreign Portfolio Investor	NA	0	0	0	0	0	0	0	0	0	0	0	0	0	0	0	0
e Any Others (Specify)	NA	0	0	0	0	0	0	0	0	0	0	0	0	0	0	0	0
Sub Total(A)(2)		0	0	0	0	0	0	0	0	0	0	0	0	0	0	0	0
Total Shareholding of Promoter and Promoter Group (A) = (A)(1)+(A)(2)		0	0	0	0	0	0	0	0	0	0	0	0	0	0	0	0


For PNB Finance and Industries Limited



Davinder Gani
Company Secretary

Table III - Statement showing shareholding pattern of the Public Shareholder

Category & Name of the shareholders (i)	PAN (ii)	Nos. Of shareholders (iii)	No. of fully paid up equity shares held (iv)	No. of partly paid up equity shares held (v)	No. of shares underlying Depository Receipts (vi)	Total nos. Shares held (VII) = (IV)+(V)+(VI)	Shareholding as a % of total no. of shares (VIII) as a % of (A+B+C2)	Number of Voting Rights held in each class of securities (IX)			No. of shares underlying convertible securities (including warrants) (X)	Shareholding as a % assuming full conversion of convertible securities & 4% of diluted share capital (XI) = (X)/(A+B+C2) 1 As a % of (A+B+C2)	No. of Lack in shares (XII)		Number of Shares Pledged or otherwise encumbered		Number of shares held in dematerialized form (XIV)
								Class	Class	Total			As a % of total shares held (a)	As a % of total shares held (b)	As a % of total shares held (a)	As a % of total shares held (b)	
1 Institutions																	
(a) Mutual Funds/UTI	NA	0	0	0	0	0	0	0	0	0	0	0	0	0	0	0	0
(b) Venture Capital Funds	NA	0	0	0	0	0	0	0	0	0	0	0	0	0	0	0	0
(c) Alternate investment Funds	NA	0	0	0	0	0	0	0	0	0	0	0	0	0	0	0	0
(d) Foreign Venture Capital Investors	NA	0	0	0	0	0	0	0	0	0	0	0	0	0	0	0	0
(e) Foreign Portfolio Investors	NA	0	0	0	0	0	0	0	0	0	0	0	0	0	0	0	0
(f) Financial Institutions / Banks		11	50462	0	0	50462	1.58	50462	0	50462	1.58	0	1.58	0	0	0	0
State Bank of India	Not available		10000	0	0	10000	0.32	10000	0	10000	0.32	0	0.32	0	0	0	0
State Bank of India	Not available		20000	0	0	20000	0.63	20000	0	20000	0.63	0	0.63	0	0	0	0
State Bank of India	Not available		20000	0	0	20000	0.63	20000	0	20000	0.63	0	0.63	0	0	0	0
(g) Insurance Companies		0	0	0	0	0	0	0	0	0	0	0	0	0	0	0	0
(h) Provident Funds/ Pension Funds		0	0	0	0	0	0	0	0	0	0	0	0	0	0	0	0
(i) Any Other		0	0	0	0	0	0	0	0	0	0	0	0	0	0	0	0
Sub-Total		11	50462	0	0	50462	1.58	50462	0	50462	1.58	0	1.58	0	0	0	0
(B)(1)																	



PNB Finance and Industries Limited
 Date: 10.04.2019
 Company Secretary

Table IV - Statement showing shareholding pattern of the Non promoter-Non Public shareholder

Category & Name of the shareholders (I)	PAN shareholders (II)	Nos. Of shareholders (III)	No. of fully paid up equity shares held (IV)	No. of partly paid up equity shares held (V)	No. of shares underlying Depository Receipts (VI)	Total nos. Shares held (VII)=(IV)+(V)+(VI)	Shareholding as a % of total no. of shares (VIII) as a % of (A+B+C2)	Number of Voting Rights held in each class of securities (IX)			No. of shares underlying convertible securities (including warrants) (X)	Shareholding as a % assuming full conversion of convertible securities as a % of diluted total share capital (XI)=(VII)+(X) (XII) As a % of (A+B+C2)	No. of Lock in shares (XII)		Number of Shares Pledged or otherwise encumbered		Number of shares held in dematerialized form (XIV)	
								No. of Voting Rights					As a % of total shares held (b)	No. (a)	As a % of total shares held (b)	No. (a)		
								Class	Total	Total as a % of voting rights								
1 Custodian/DR Holder		0	0	0	0	0	0	0	0	0	0	0	0	0	0	0	0	
2 Employee Benefit Trust (under SEBI based Employee Benefit Regulations, 2014)		0	0	0	0	0	0	0	0	0	0	0	0	0	0	0	0	0
Total Non promoter-Non public shareholding (C)=(C1)+(C2)		0	0	0	0	0	0	0	0	0	0	0	0	0	0	0	0	0

For PNB Finance and Industries Limited

[Signature]
Company Secretary

